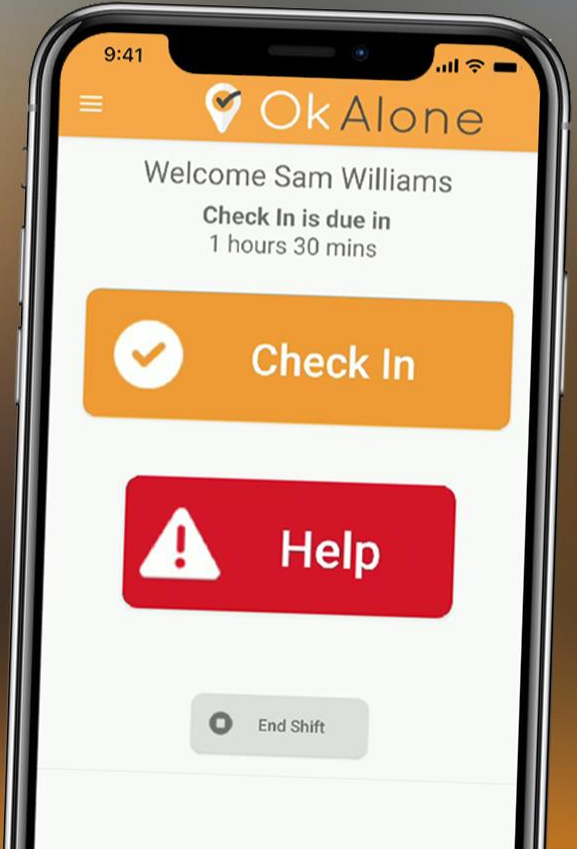
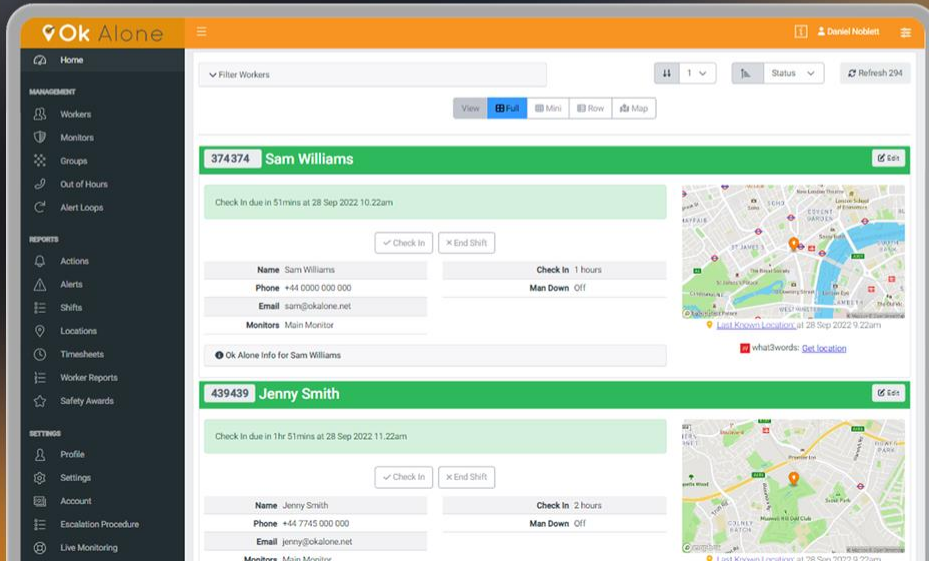




Ok Alone

Lone Worker App & Safety Monitoring



Benefits of Ok Alone



Comply with lone worker health and safety regulations using Check ins and Safety Audit logs



Mitigate costly consequences of risk and liability



Support your lone workers, increasing their morale and engagement at work

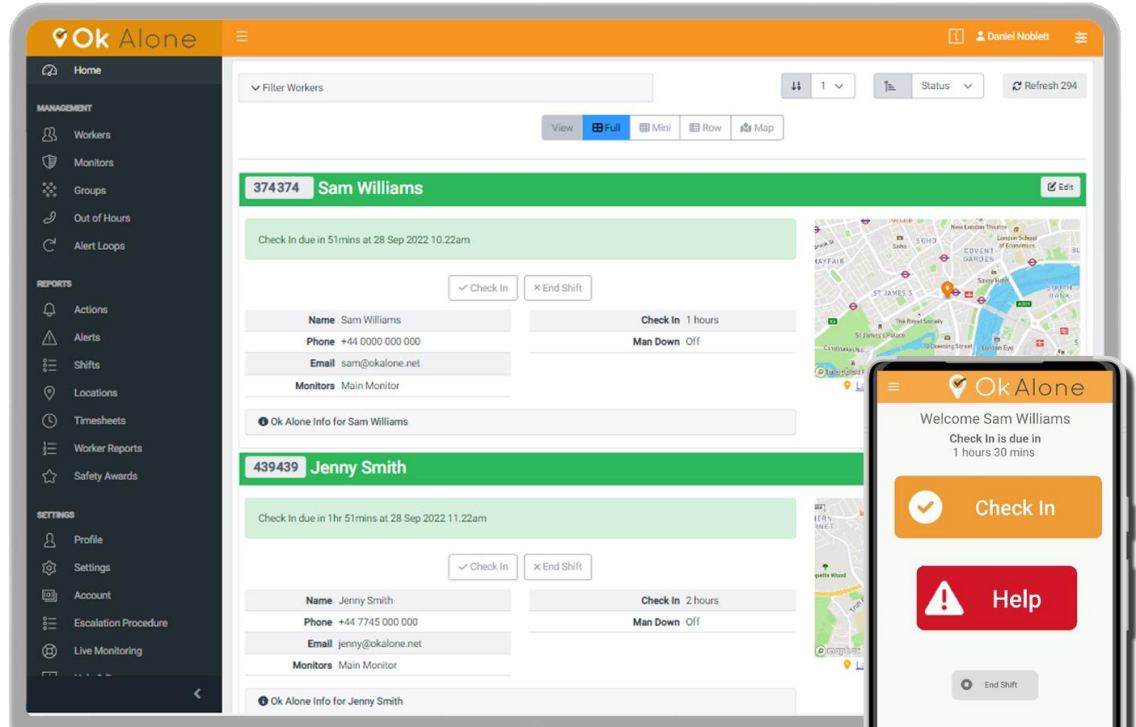


Reinforce a culture of safety among your team with established safety procedures

What is Ok Alone?

Ok Alone is a Lone Worker Safety Monitoring system

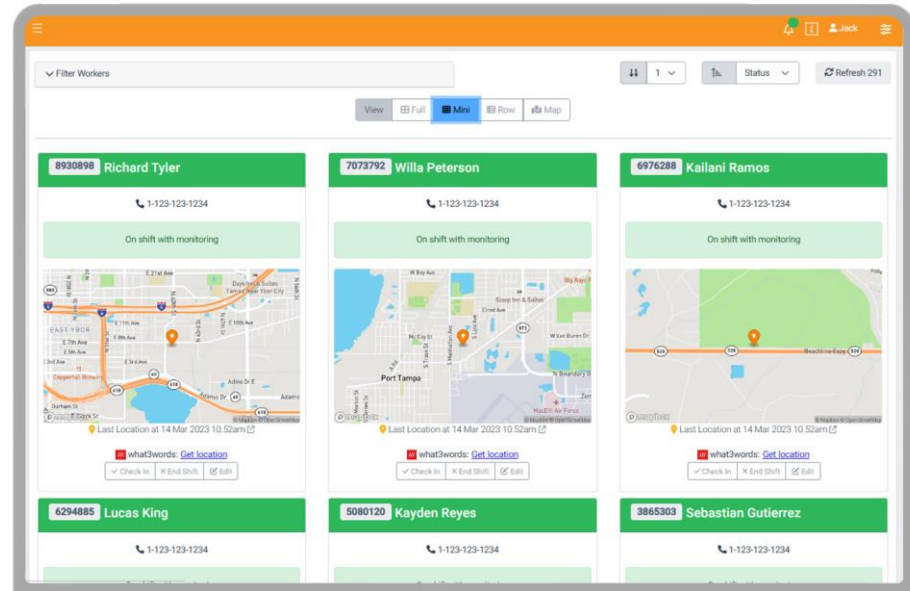
- **Monitors** receive Alerts and use the web based Dashboard to obtain the most up to date information
- **Workers** use an app to check in at regular intervals during their work day
- If a Worker misses their check in, and the grace period expires, Monitor Alerts are issued



Customize – You have control!

Ok Alone is a flexible system, allowing you to tailor your Dashboard to meet your needs

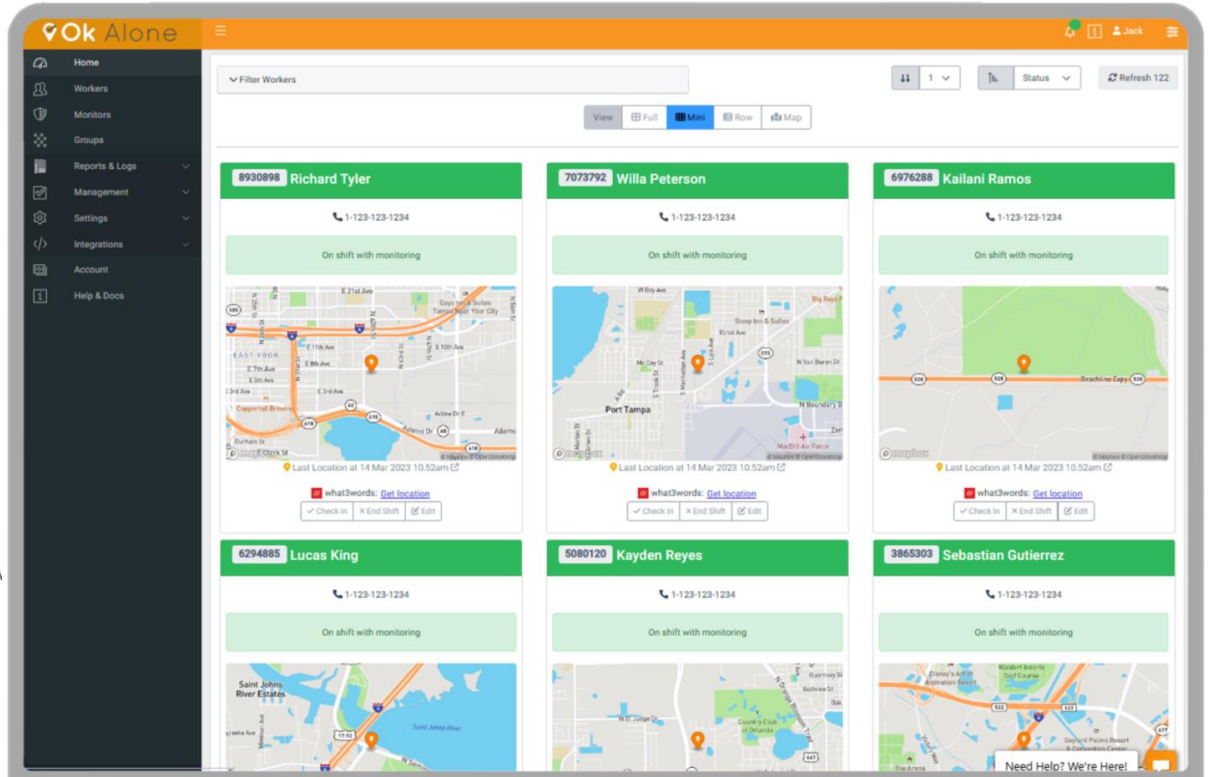
- ✓ Choose how often you want employees to check in during their work day
- ✓ Assign your own staff as Monitor(s) to receive missed check in Alerts
- ✓ Set up Workers into Groups, for better management
- ✓ Use our Wizard to set an Escalation Procedure, for Monitors to follow if a check in is missed



Dashboard

Main page of the Dashboard:

- Refreshes continuously
- Filter & Sort Workers
- Worker information
- Worker Status / Alert status
- Latest GPS mapping location
- Manually 'Check In' or 'End Shift' for W
- Resend App Link to Worker



The screenshot displays the Ok Alone dashboard interface. At the top, there's a navigation bar with the Ok Alone logo and a user profile icon for 'Jack'. Below the navigation bar is a 'Filter Workers' search bar and a 'View' dropdown menu with options for 'Full', 'Mini', 'Row', and 'Map'. The main content area is a grid of worker monitoring cards. Each card features a green header with the worker's ID and name, a phone icon and number, and a status indicator 'On shift with monitoring'. Below the status is a map showing the worker's current location. At the bottom of each card, there are controls for 'what'swords: Get location', 'Check In', 'End Shift', and 'Edit'. The cards shown include Richard Tyler (ID 8930898), Willa Peterson (ID 7073792), Kailani Ramos (ID 6976288), Lucas King (ID 6294885), Kayden Reyes (ID 5080120), and Sebastian Gutierrez (ID 3865303). A 'Need Help? We're Here!' button is visible in the bottom right corner of the dashboard.

Locate staff quickly

- Ok Alone makes it easy to find lone workers in an emergency, even while they're on the move
- GPS pin points the location of your workers for complete safety coverage



Ok Alone

Worker Locations

This map shows the location of all workers who are currently on shift.

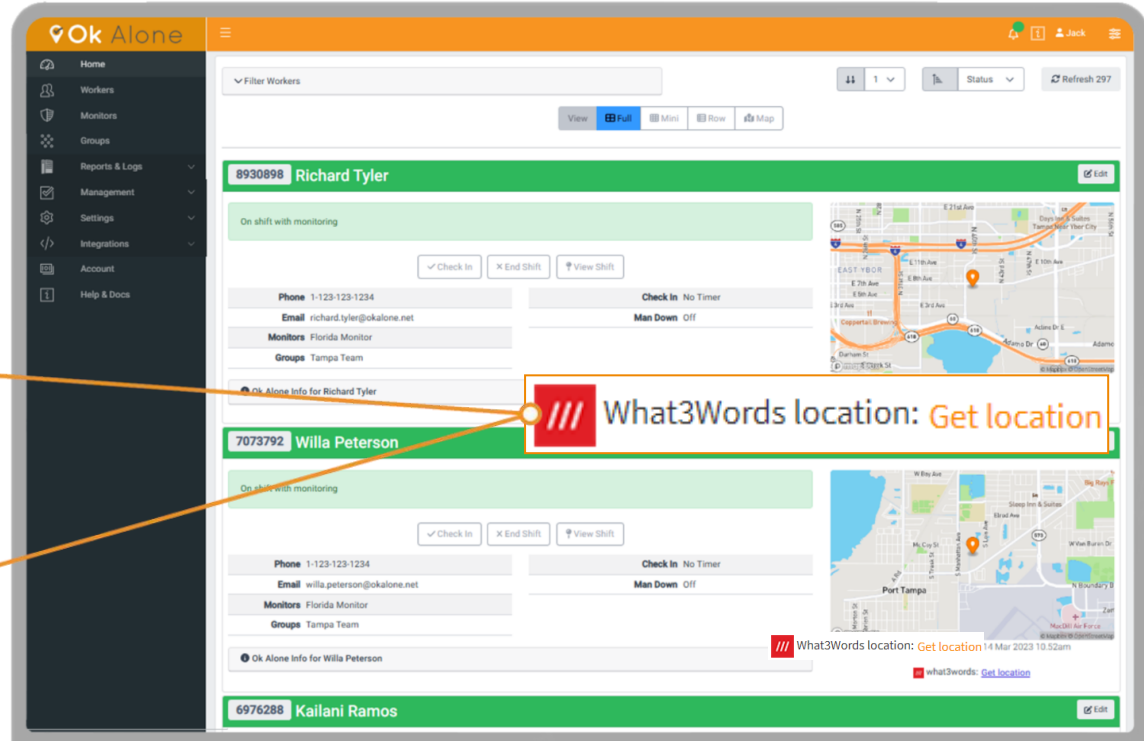
Legend: Streets Satellite Outdoors

Refresh 29 View by Group Search Status

- OK** Evan Ortiz Go
- OK** Lennon Garcia Go
- OK** Sebastian Gutierrez Go
- OK** Kayden Reyes Go
- OK** Lucas King Go
- OK** Kailani Ramos Go
- OK** Willa Peterson Go
- OK** Richard Tyler Go

What3Words

- Ok Alone has partnered with What3Words!
- What3Words has divided the world into precise 3 metre square locations



Ok Alone | Jack

Filter Workers | 1 | Status | Refresh 297

View | Full | Miss | Row | Map

8930898 Richard Tyler [Edit]

On shift with monitoring

Check In | X End Shift | View Shift

Phone 1-123-123-1234 | Check In No Timer
Email richard.tyler@okalone.net | Man Down Off
Monitors Florida Monitor
Groups Tampa Team

Ok Alone Info for Richard Tyler

7073792 Willa Peterson

On shift with monitoring

Check In | X End Shift | View Shift

Phone 1-123-123-1234 | Check In No Timer
Email willa.peterson@okalone.net | Man Down Off
Monitors Florida Monitor
Groups Tampa Team

Ok Alone Info for Willa Peterson

6976288 Kailani Ramos [Edit]

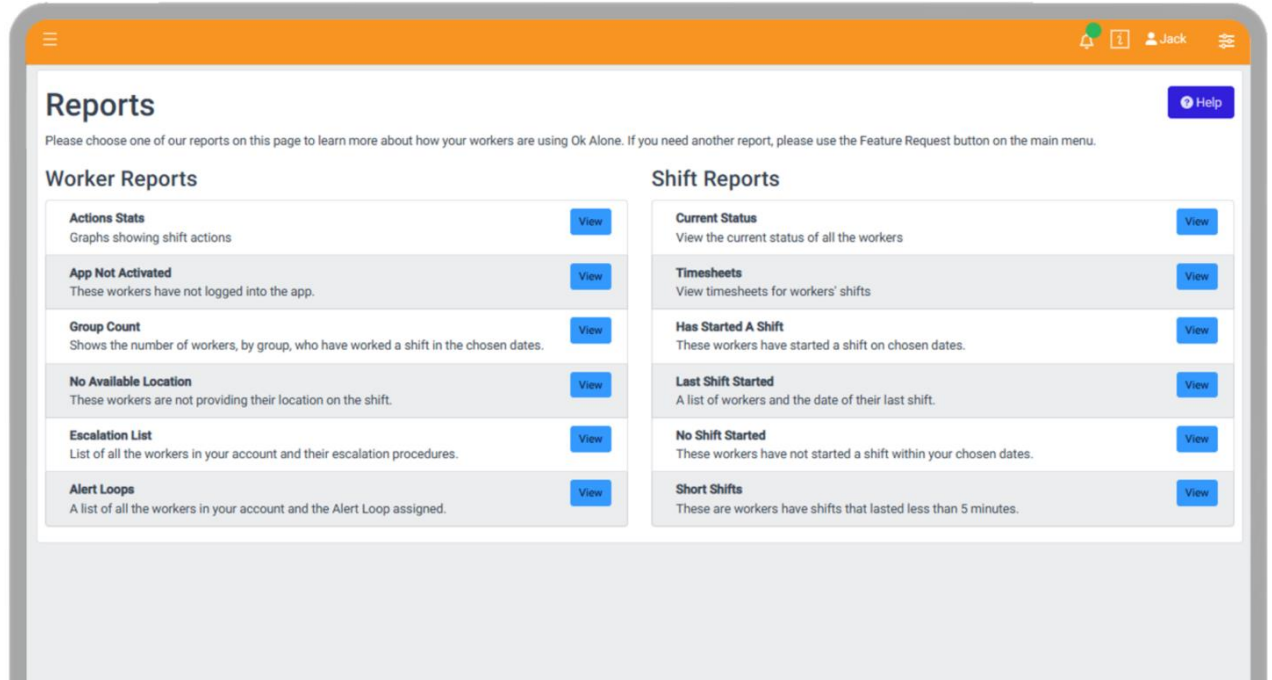
What3Words location: Get location

What3Words location: Get location 14 Mar 2023 10:52am

what3words: Get location

Reports and Logs

- Alerts page
- Actions Logs
- Time Sheets
- Shift Reports
- Worker Stats
- Plus many more



Reports [Help](#)

Please choose one of our reports on this page to learn more about how your workers are using Ok Alone. If you need another report, please use the Feature Request button on the main menu.

Worker Reports

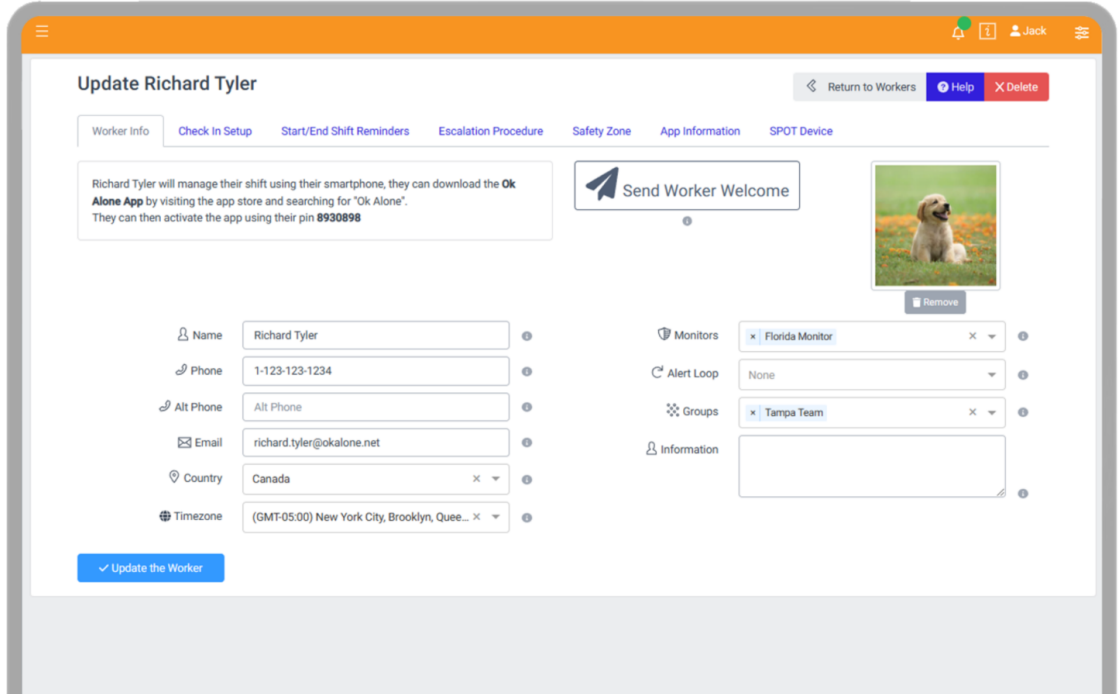
- Actions Stats**
Graphs showing shift actions [View](#)
- App Not Activated**
These workers have not logged into the app. [View](#)
- Group Count**
Shows the number of workers, by group, who have worked a shift in the chosen dates. [View](#)
- No Available Location**
These workers are not providing their location on the shift. [View](#)
- Escalation List**
List of all the workers in your account and their escalation procedures. [View](#)
- Alert Loops**
A list of all the workers in your account and the Alert Loop assigned. [View](#)

Shift Reports

- Current Status**
View the current status of all the workers [View](#)
- Timesheets**
View timesheets for workers' shifts [View](#)
- Has Started A Shift**
These workers have started a shift on chosen dates. [View](#)
- Last Shift Started**
A list of workers and the date of their last shift. [View](#)
- No Shift Started**
These workers have not started a shift within your chosen dates. [View](#)
- Short Shifts**
These are workers have shifts that lasted less than 5 minutes. [View](#)

Worker Profiles

- Worker info
- Check In Setup: how frequent/Worker Reminders
- Safety Zone (like a Geo-fence)
- Start/End Shift Reminders/Monitor Alerts
- Worker Escalation (overrides Company/Group)
- App Information (Phone/App settings information)
- Choose how to be alerted for check in
- Choose one, all, or any combination:
 - ✓ Email
 - ✓ SMS
 - ✓ Phone Call
 - ✓ WhatsApp Message



Update Richard Tyler

Return to Workers Help Delete

Worker Info Check In Setup Start/End Shift Reminders Escalation Procedure Safety Zone App Information SPOT Device

Richard Tyler will manage their shift using their smartphone, they can download the **Ok Alone App** by visiting the app store and searching for "Ok Alone". They can then activate the app using their pin **8930898**

Send Worker Welcome

Remove

Name Richard Tyler

Phone 1-123-123-1234

Alt Phone Alt Phone

Email richard.tyler@okalone.net

Country Canada

Timezone (GMT-05:00) New York City, Brooklyn, Quee...

Monitors Florida Monitor

Alert Loop None

Groups Tampa Team

Information

Update the Worker

Monitors

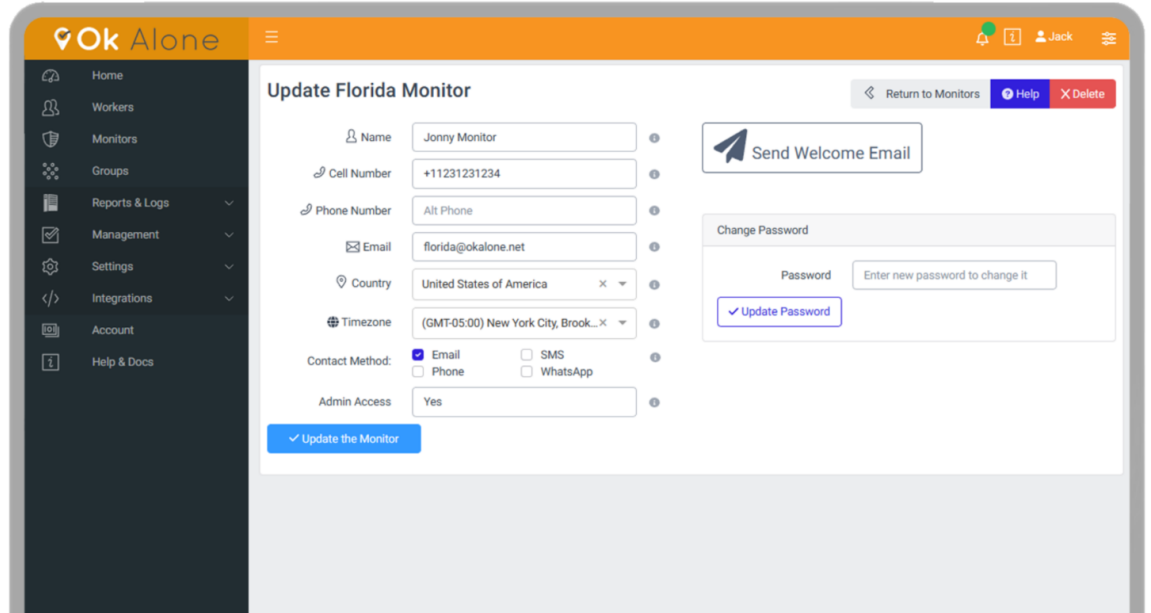
- Monitor set up:

- ✓ Can be an Admin person
- ✓ Can be assigned to Workers
- ✓ Receive Alerts on a missed Check in
- ✓ Receive Worker messages
- ✓ Choose how Alerts are received:

Email Sms Phonenumber WhatsApp

- Dashboard Privacy levels:

- ✓ Full Admin access
- ✓ Slight limitations
- ✓ Access only to information related to Workers they are assigned to



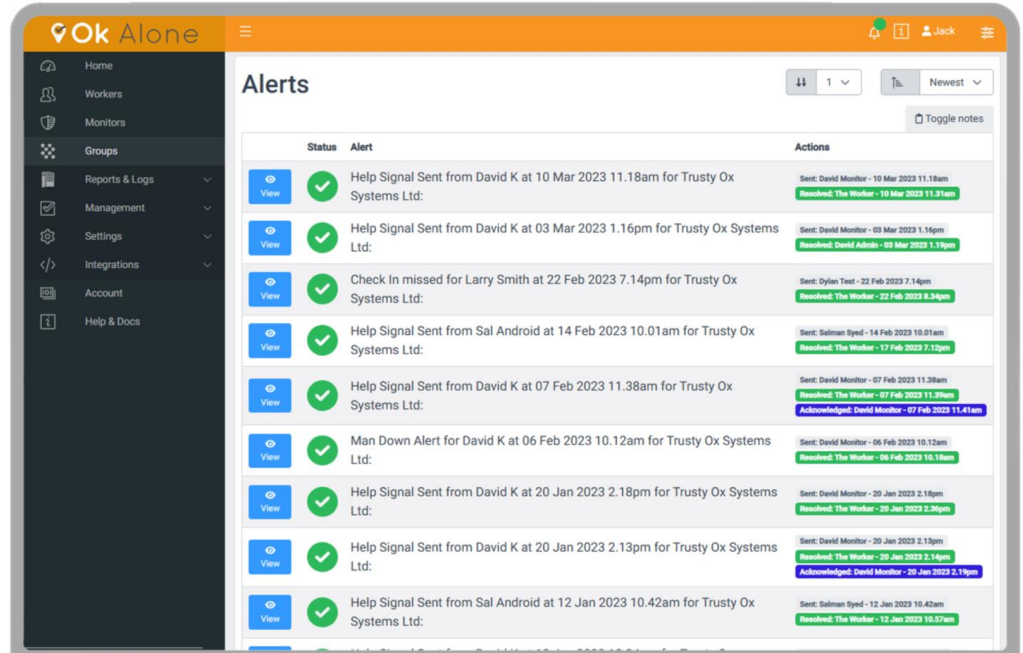
The screenshot displays the 'Update Florida Monitor' page in the Ok Alone application. The interface features a dark sidebar with navigation options: Home, Workers, Monitors, Groups, Reports & Logs, Management, Settings, Integrations, Account, and Help & Docs. The main content area is titled 'Update Florida Monitor' and includes a 'Return to Monitors' link, 'Help', and 'Delete' buttons. The form fields are as follows:

- Name: Jonny Monitor
- Cell Number: +11231231234
- Phone Number: Alt Phone
- Email: florida@okalone.net
- Country: United States of America
- Timezone: (GMT-05:00) New York City, Brook...X
- Contact Method: Email, SMS, Phone, WhatsApp
- Admin Access: Yes

Additional features include a 'Send Welcome Email' button and a 'Change Password' section with a password input field and an 'Update Password' button. A blue 'Update the Monitor' button is located at the bottom of the form.

Why are alerts issued?

- ✓ If assigned Worker misses a Check In, **Monitor alert is issued**
- ✓ If assigned Worker does not respond to a Man Down Check In or a High Risk Check In, **Monitor alert is issued**
- ✓ If assigned Worker has been set up with Shift Start or Shift End times, and does not start or end their shift, **Monitor alert is issued**
- ✓ If assigned Worker uses the Help feature, **Monitor alert is issued**

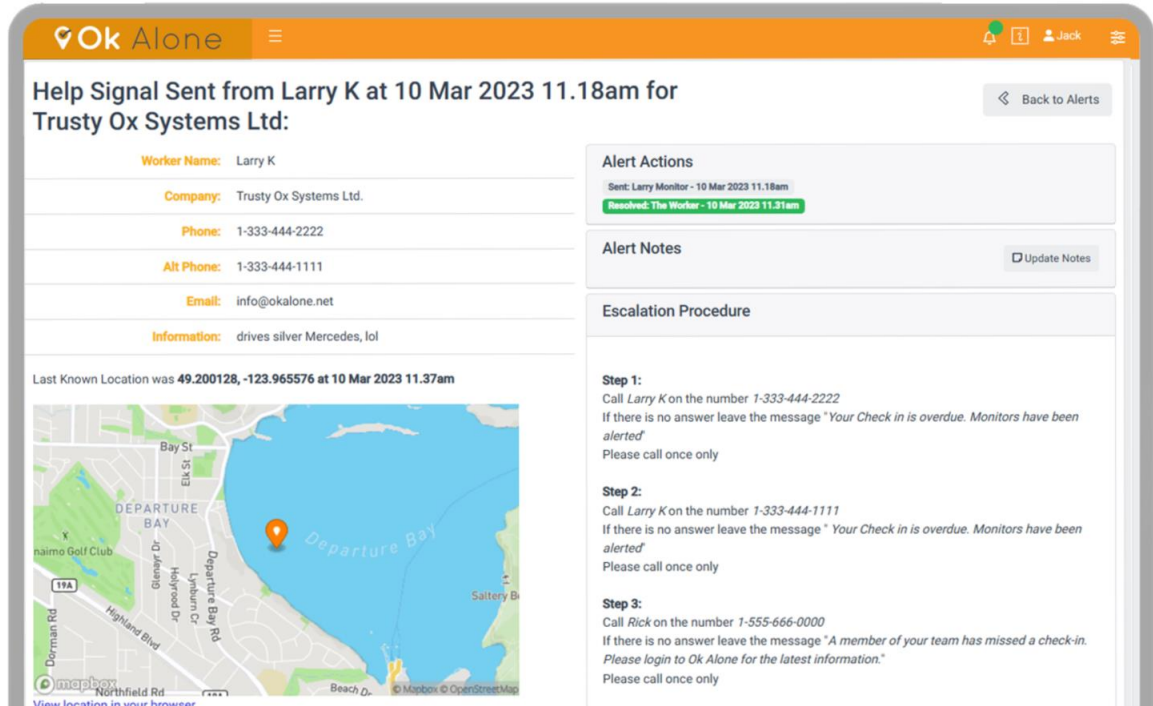


Status	Alert	Actions
View	Help Signal Sent from David K at 10 Mar 2023 11.18am for Trusty Ox Systems Ltd:	Sent: David Monitor - 10 Mar 2023 11.18am Resolved: The Worker - 10 Mar 2023 11.31am
View	Help Signal Sent from David K at 03 Mar 2023 1.16pm for Trusty Ox Systems Ltd:	Sent: David Monitor - 03 Mar 2023 1.16pm Resolved: David Admin - 03 Mar 2023 1.19pm
View	Check In missed for Larry Smith at 22 Feb 2023 7.14pm for Trusty Ox Systems Ltd:	Sent: Dylan Teet - 22 Feb 2023 7.14pm Resolved: The Worker - 22 Feb 2023 8.34pm
View	Help Signal Sent from Sal Android at 14 Feb 2023 10.01am for Trusty Ox Systems Ltd:	Sent: Salman Syed - 14 Feb 2023 10.01am Resolved: The Worker - 17 Feb 2023 7.12pm
View	Help Signal Sent from David K at 07 Feb 2023 11.38am for Trusty Ox Systems Ltd:	Sent: David Monitor - 07 Feb 2023 11.38am Resolved: The Worker - 07 Feb 2023 11.39am Acknowledged: David Monitor - 07 Feb 2023 11.41am
View	Man Down Alert for David K at 06 Feb 2023 10.12am for Trusty Ox Systems Ltd:	Sent: David Monitor - 06 Feb 2023 10.12am Resolved: The Worker - 06 Feb 2023 10.18am
View	Help Signal Sent from David K at 20 Jan 2023 2.18pm for Trusty Ox Systems Ltd:	Sent: David Monitor - 20 Jan 2023 2.18pm Resolved: The Worker - 20 Jan 2023 2.36pm
View	Help Signal Sent from David K at 20 Jan 2023 2.13pm for Trusty Ox Systems Ltd:	Sent: David Monitor - 20 Jan 2023 2.13pm Resolved: The Worker - 20 Jan 2023 2.14pm Acknowledged: David Monitor - 20 Jan 2023 2.19pm
View	Help Signal Sent from Sal Android at 12 Jan 2023 10.42am for Trusty Ox Systems Ltd:	Sent: Salman Syed - 12 Jan 2023 10.42am Resolved: The Worker - 12 Jan 2023 10.57am

How to action Alerts

- Use Dashboard to:
 - ✓ View Alert details
 - ✓ Acknowledge Alert, if you are actioning
 - ✓ Resolve Alert, if Worker is okay
 - ✓ Follow Escalation Procedure

- Alerts links:
 - ✓ Email and Sms have link to Dashboard
 - ✓ Dashboard and Email have link to Acknowledge receipt of Alert
 - ✓ Dashboard and Email have link to Resolve Alert
 - ✓ Sms link to call Worker



Ok Alone [Menu] [Alerts] [1] [Jack] [More]

Help Signal Sent from Larry K at 10 Mar 2023 11.18am for Trusty Ox Systems Ltd: [Back to Alerts]

Worker Name: Larry K

Company: Trusty Ox Systems Ltd.

Phone: 1-333-444-2222

Alt Phone: 1-333-444-1111

Email: info@okalone.net

Information: drives silver Mercedes, lol

Last Known Location was **49.200128, -123.965576** at 10 Mar 2023 11.37am

Alert Actions

Sent: Larry Monitor - 10 Mar 2023 11.18am
Resolved: The Worker - 10 Mar 2023 11.31am

Alert Notes [Update Notes]

Escalation Procedure

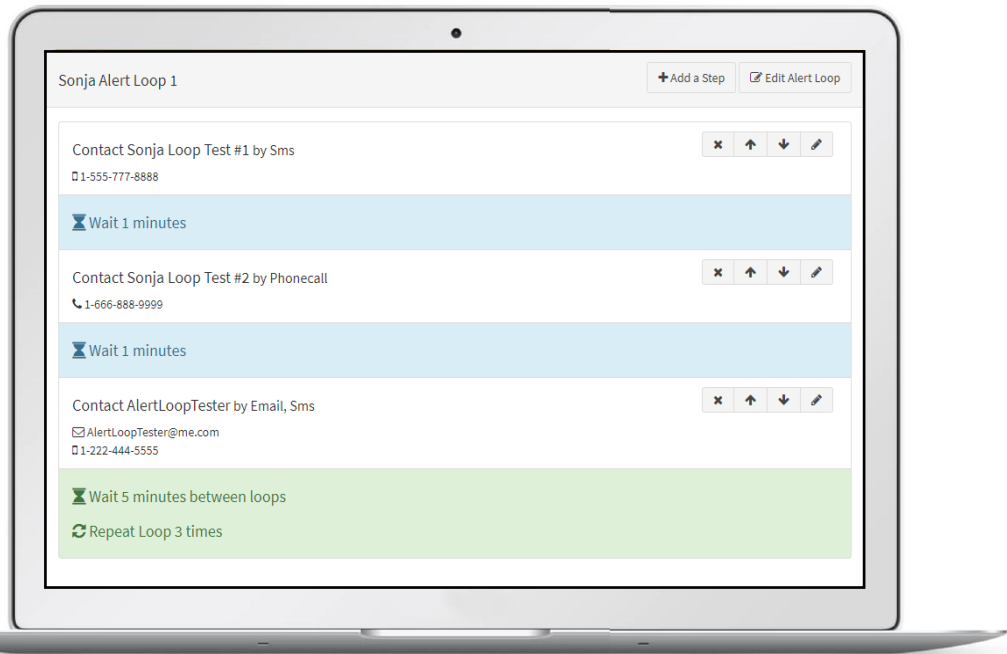
Step 1:
Call *Larry K* on the number 1-333-444-2222
If there is no answer leave the message: "Your Check in is overdue. Monitors have been alerted"
Please call once only

Step 2:
Call *Larry K* on the number 1-333-444-1111
If there is no answer leave the message: "Your Check in is overdue. Monitors have been alerted"
Please call once only

Step 3:
Call *Rick* on the number 1-555-666-0000
If there is no answer leave the message: "A member of your team has missed a check-in. Please login to Ok Alone for the latest information."
Please call once only

Optional COMMS Plan: Alert Loop

- Automated Alert Loop Sequence:
 - ✓ Choose which Monitor to send the first Alert to, the second Alert to...
 - ✓ Time frame between each?
 - ✓ Time frame between to start the sequence again?
 - ✓ How often to repeat the sequence?
- Alert Loop can be used on:
 - ✓ Missed Check in/High Risk Check in/Man Down
 - ✓ Help function
 - ✓ Missed Start and End Shifts
 - ✓ Outside of Safety Zone

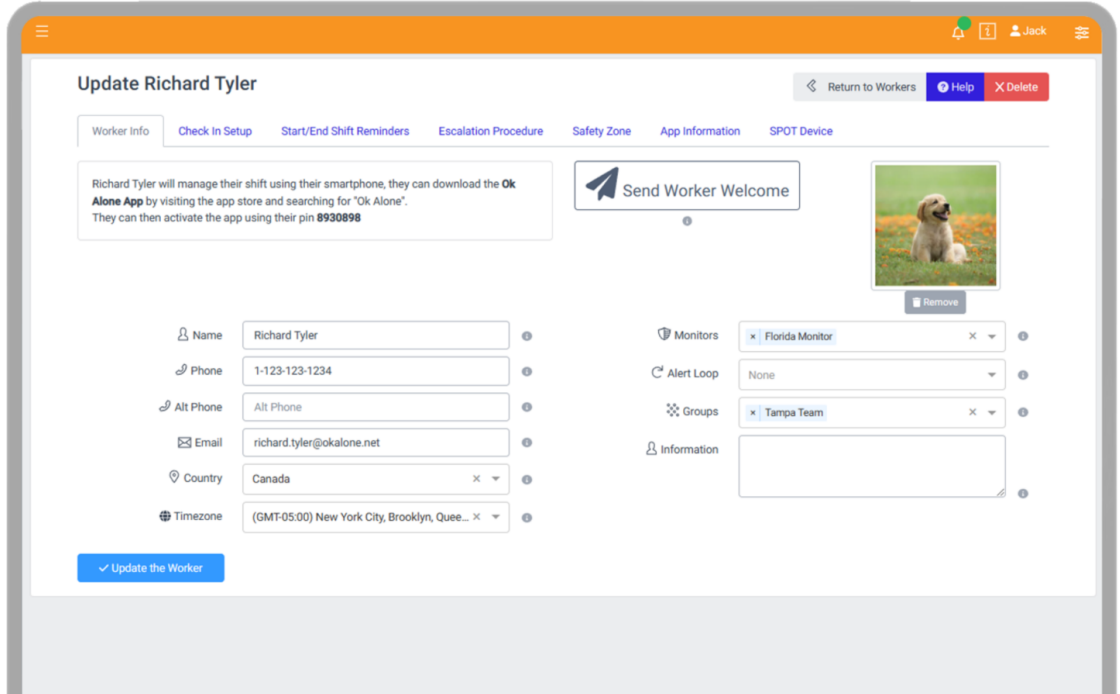


How does it work from the employee perspective?



Worker Set Up

- Required:
 - ✓ Employee info
 - ✓ Assign Monitor(s)
 - ✓ Check in frequency
- Unique PIN, sent to employee by sms/email
- Options:
 - ✓ Check in Reminders
 - ✓ Safety Zone (like a Geo-Fence)
 - ✓ Start & End Shifts/Reminders/Alerts
 - ✓ Personalized Worker Escalation Procedure



The screenshot shows a web interface for updating worker information. The title is "Update Richard Tyler". At the top right, there are navigation links: "Return to Workers", "Help", and "Delete". Below the title, there are tabs for "Worker Info", "Check in Setup", "Start/End Shift Reminders", "Escalation Procedure", "Safety Zone", "App Information", and "SPOT Device".

A text box contains instructions: "Richard Tyler will manage their shift using their smartphone, they can download the **Ok Alone App** by visiting the app store and searching for 'Ok Alone'. They can then activate the app using their pin **8930898**".

To the right, there is a "Send Worker Welcome" button and a profile picture of a dog with a "Remove" button below it.

The form fields are as follows:

- Name: Richard Tyler
- Phone: 1-123-123-1234
- Alt Phone: Alt Phone
- Email: richard.tyler@okalone.net
- Country: Canada
- Timezone: (GMT-05:00) New York City, Brooklyn, Quee...

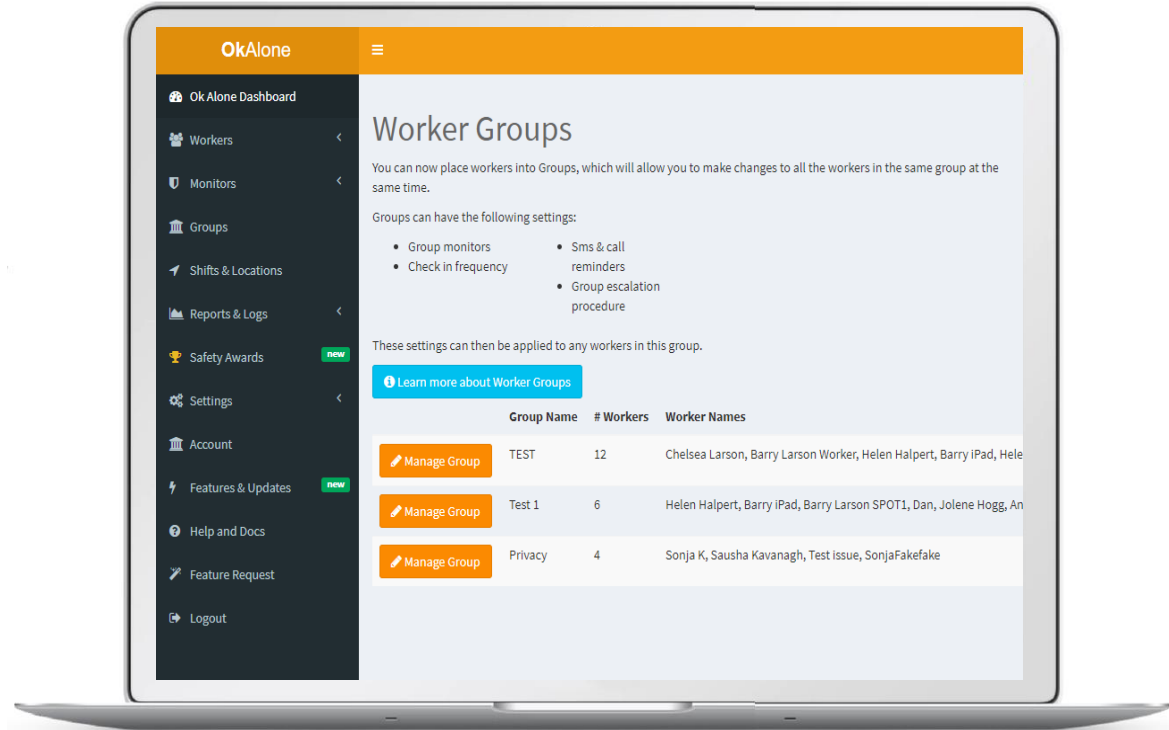
On the right side, there are dropdown menus for:

- Monitors: Florida Monitor
- Alert Loop: None
- Groups: Tampa Team
- Information: (empty text area)

At the bottom left, there is a blue button labeled "Update the Worker".

Group Workers

- Allows for easier management, time saver
- Sync Workers in the Group with the same:
 - ✓ Monitors
 - ✓ Monitor Alert Loops
 - ✓ Check in Frequency
 - ✓ Worker Check in Reminders
 - ✓ Group Escalation



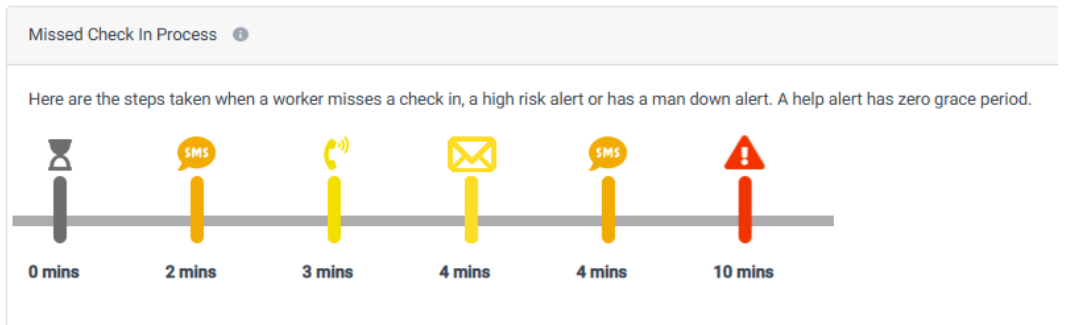
April 2023

Sun	Mon	Tue	Wed	Thu
28	29	30	1	2
3	4	5	6	7
8	9	10	11	12
13	14	15	16	17
18	19	20	21	22
23	24	25	26	27


Optional COMMS Plan: SMS/Call

Helps minimize false Monitor Alerts

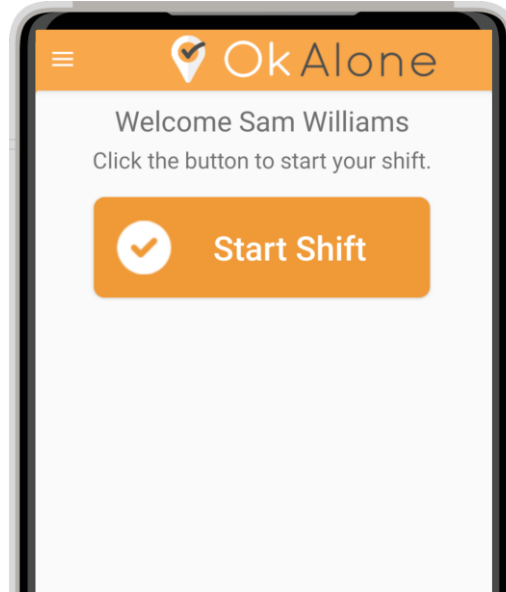
- Worker Check in Reminders during Grace Period
- Worker Start and End shift Reminders:
 - send Monitor Alerts if they don't
- Send an urgent SMS to:
 - All Workers
 - Workers only on shift
 - By Group



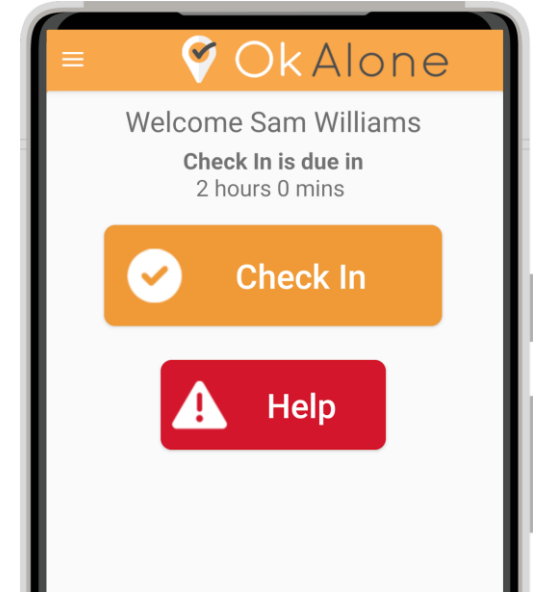
Download app
Log in
for the 1st time...



Click 'Start Shift'
at the beginning
of your workday...

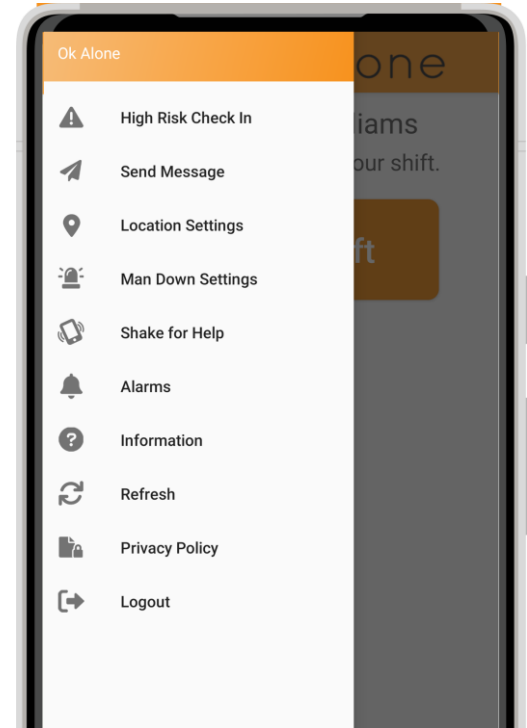


App will sound alarm signaling
you to 'Check In'...
Click 'End Shift' at end of day



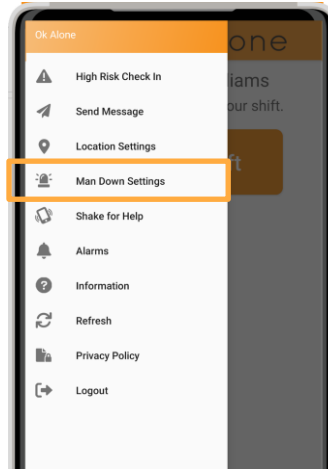
App features

- This simple, user-friendly app ensures you won't sacrifice productivity to meet your lone worker safety goals, with minimal training and no special hardware to purchase
 - ✓ Start and End shift
 - ✓ Check in at regular intervals, includes countdown timer
 - ✓ Help Alert
 - ✓ High Risk check in
 - ✓ Man Down check in
 - ✓ Send a Message
 - ✓ Choose alarm
 - ✓ Choose GPS setting
 - ✓ Status - Voice Activation
 - ✓ Status - Shortcuts
 - ✓ iPhone, Android, Satellite, Desktop version

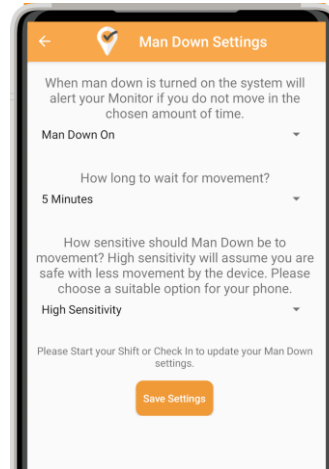


Man Down

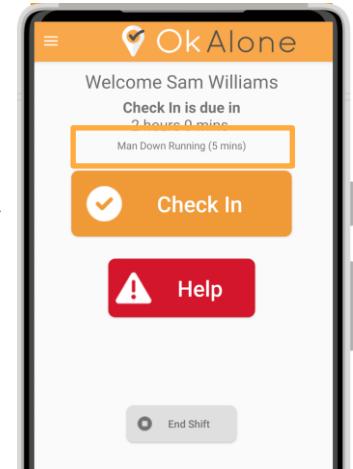
- Detects directional movement of your phone, within a set time frame
- If movement is not detected, app will sound an alarm, signaling you to check in
- If you do not check in, Monitor Alerts will be issued
- Set sensitivity levels
- Runs in the background



Select Man Down from the main menu



Turn Man Down on and choose the movement timer. Optional sensitivity can also be set.



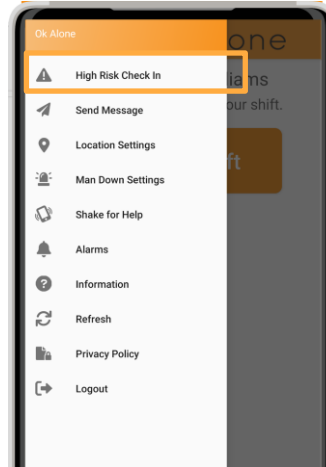
Man down will run even when the app is in the background

High Risk Check in

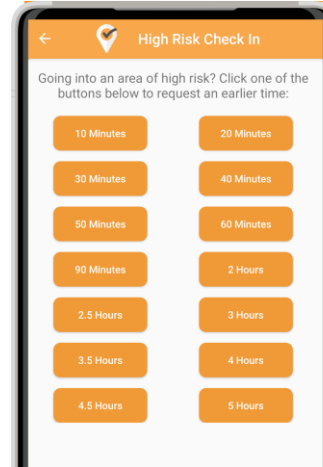
There are times when you may be going into or performing a...

- high risk situation
- high risk location
- high risk job duty

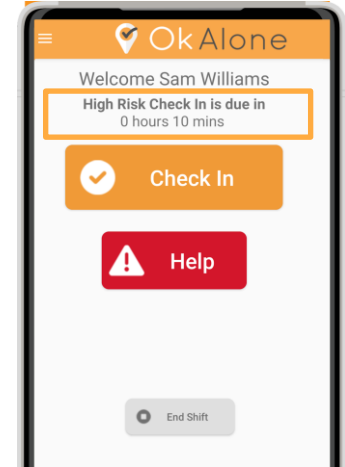
- The Ok Alone app gives you a choice for a shorter check in time
- Create a check in timer when there isn't a regular one
- If you do not check in, Monitor Alerts will be issued
- Once the High Risk check in is completed, the system resets to your regular check-in frequency time



Select High Risk Check In from the main menu



Choose a suitable time based on the situation you are entering



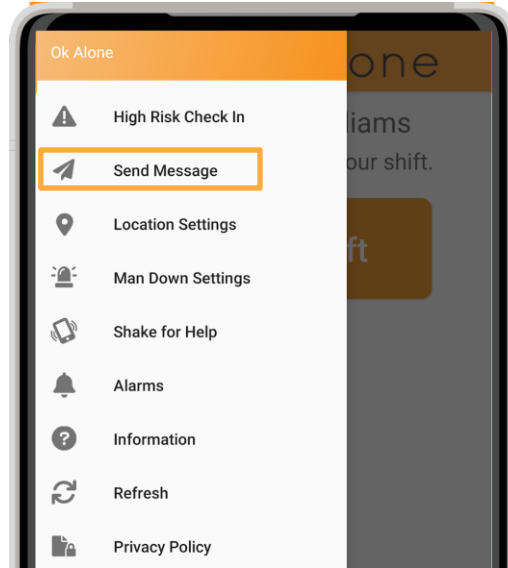
Timer will start, check in when you are ok or when the timer expires.

Send a Message

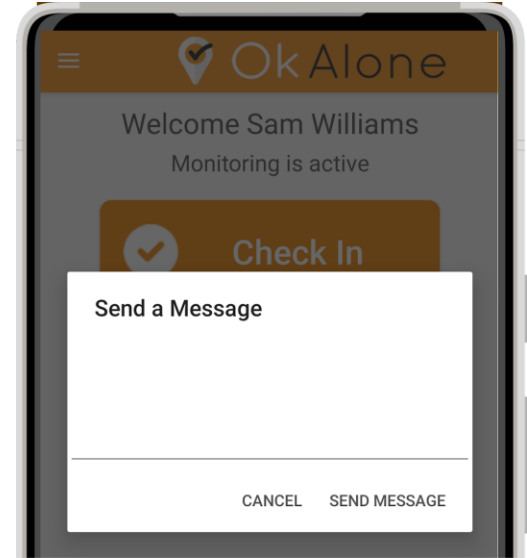
Provide your monitors with more information about a location or event, in case they receive an Alert.

Help them, help you!

- Change of route
- Change of schedule
- Your location prior to going out of network coverage
- Going into a Meeting, phone on silent



Select
Send Message from the
main menu

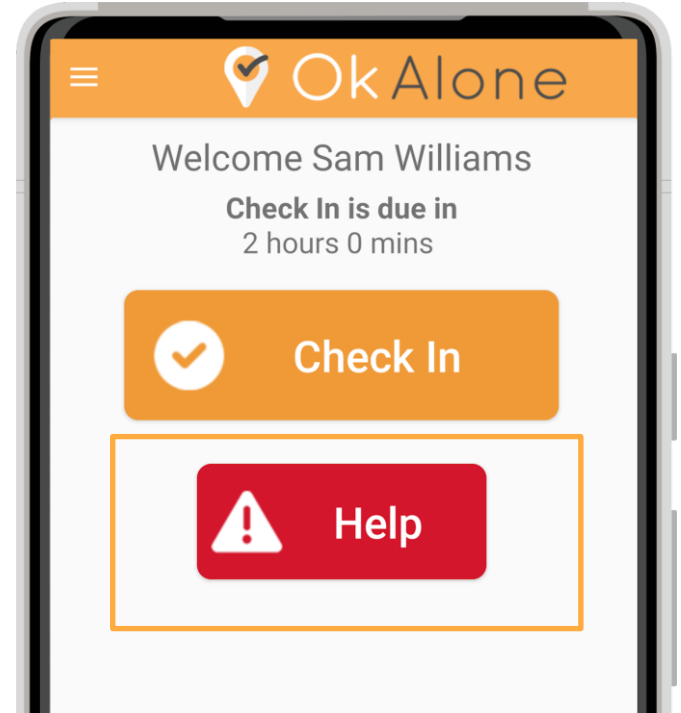


Enter your message. This will
help monitors if there
is an alert

Help Alert

If you find yourself in a situation where you need someone to come or to contact you, right away:

- Click the App's **Help** button
- Use Voice Activation to ask for help, keeping Worker **hands free** while performing job duty or driving
- iPhone users can make use of a separate, independent (free) app to map the **phone's** volume button to send a Help Alert silently
- **No Grace Period** - - > Monitor is sent an Alert **immediately**



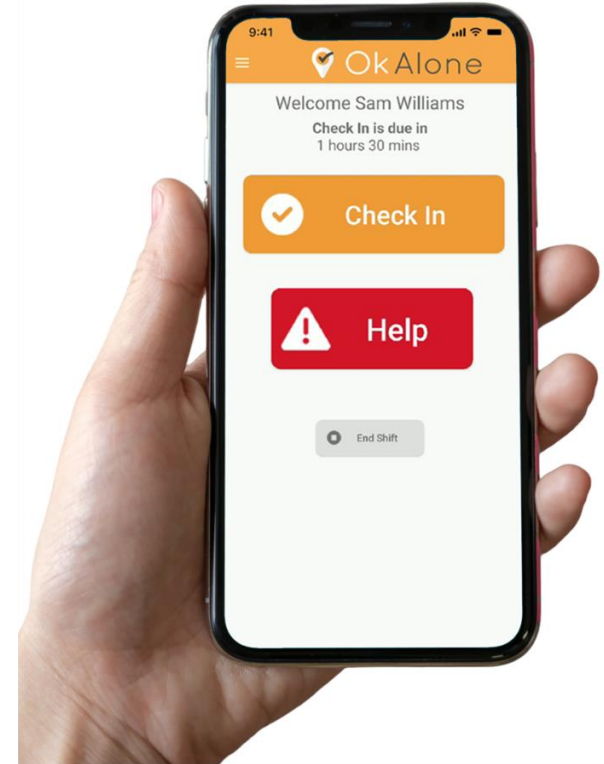
Hands Free

Update your status or call for Help using Ok Alone through Voice Activation

- Start Shift
- Check in
- Help
- End shift

Find out how to do this on our help and docs

- <https://docs.okalone.net/use-siri-to-check-in/>
- <https://docs.okalone.net/google-assistant/>



Dashboard menu: Help & Docs section

- ✓ Start and End shift
- ✓ Check in at regular intervals, includes countdown timer
- ✓ Help Alert
- ✓ High Risk check in
- ✓ Man Down check in
- ✓ Send a Message
- ✓ Choose alarm
- ✓ Choose GPS setting
- ✓ Status - Voice Activation
- ✓ Status - Shortcuts
- ✓ Status - By text or calling in, on older cell or landline
- ✓ iPhone, Android, Satellite, Desktop version



Getting Started



Help for Workers



Help for Monitors

Help for iPhones



Help for Android



<https://docs.okalone.net>

Why Choose Ok Alone?



Practical

Ok Alone is effortless to integrate into your daily workflow



Affordable

Ok alone is a cost effective system that makes lone worker safety a priority



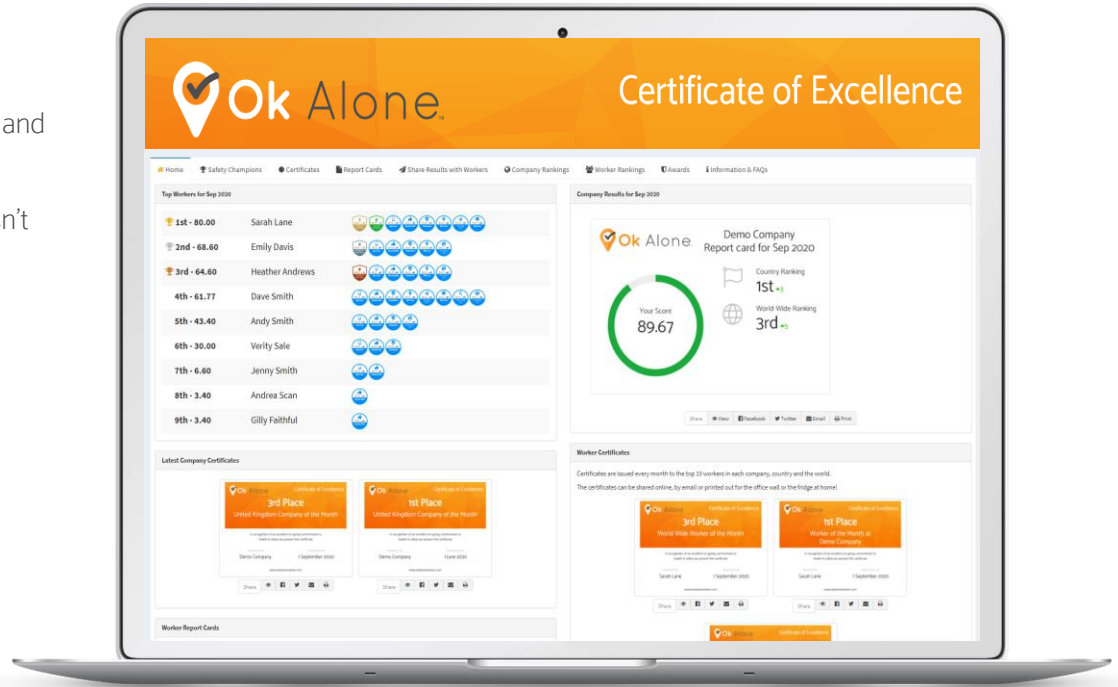
Dependable

Ok alone is a well supported system you can rely on

Our exclusive Safety Awards!

- Keeping your workers safe is important to us!
 - Staying safe is very important to your workers and your company!
 - But just because something is important, doesn't mean it can't be engaging and fun too!
- ✓ PDF Certificates
 - ✓ Report Cards
 - ✓ Group Awards
 - ✓ Share with your team
 - ✓ Share across Social Media platforms

Who will be the **#1 WORKER**
in your company, your country, or in the world?!



Reviews – Highest Rated App

Android Play Store Rating Apple App Store Rating

4.0 out of 5



4.6 out of 5



“

Great app, easy to set up and use. The back office set up is straightforward and easy to follow, escalation procedures are clearly set out. The app is really easy to use for the remote workers. We've used it for a number of years and find it a cost effective solution, and would definitely recommended it.

– MB

“

Glad to have found this app, it works as advertised and we find it very easy to use. A few operator errors to begin with but the great customer service resolved all of our issues. They even made changes to the software to meet our needs. Highly recommend.

– McMahan Stadium

Contracts and Fees?



No Sign up Fees

- Simply choose your plan and insert your credit card details on the Dashboard



No Long Term Contracts

- Month to Month Billing
- Let us know if you would like another option such as quarterly, yearly Billing



No Cancellation Fees

- Send us an email 😊



No Account Update Fees

- You are in control of your own Account Dashboard

Ok Alone Pricing



Subscription

Five worker plans start at **\$5/£4 per person/month**

- Regular frequency Worker Check-Ins
 - Monitor Alerts
 - High-Risk Check-In option
 - Man Down Check-In option
 - Hands Free status
 - Help Alert
 - Worker Grouping by team, shift, etc
 - Escalation Procedure, Development Wizard
 - Real-Time Reports
 - Status Mapping
-

Add on Plans Pricing



24/7 Live Monitoring Plan

- Our 24/7 call centre handles your missed check-ins and help requests when your monitors aren't available
- Live Monitoring plans start at **\$3/£3 per person/month**



Communications Plan

- Send reminders to Workers before a Monitor is alerted, for missed check ins, shift start and end
- Send an emergency SMS to all workers
- Use Alert Loops, to set Monitor Alerts in a sequence, looping back to begin again until alert is resolved
- COMMS plans start at **\$3/£3 per person/month**

Contact us



okaloneworker.com



info@okalone.net



844 900 0478



live chat